





# GEORGIA'S Careers to 2030 by On-the-Job Training

training/preparation typically needed to attain competency in the occupation

<b>Apprenticeship</b> - a formal relationship between a worker and a sponsor that consists of a combination of on-the-job training and related occupation-specific instruction  <b>Long-term on-the-job training</b> - more than 12 months of on-the-job training, or, alternatively, combined work experience and formal classroom instruction  <b>Moderate-term on-the-job training</b> - more than 1 month, and up to 12 months, of combined on-the-job experience and informal training  <b>Short-term on-the-job training</b> - 1 month or less of combined on-the-job experience and informal training  <b>None</b> - no additional occupation-specific training or preparation is typically required   <b>Hot jobs</b> have faster than state average job growth, above state average wage, and have at least 100 annual openings	Work Activities															Education				Occupational Characteristics			
	Analyzing Data or Information	Assisting and Caring for Others	Coaching and Developing Others	Controlling Machines and Processes	Coordinating the Work and Activities of Others	Developing and Building Teams	Establishing & Maintaining Interpersonal Relationships	Guiding, Directing, and Motivating Subordinates	Handling and Moving Objects	Inspecting Equipment, Structures, or Materials	Judging the Qualities of Objects, Services, or People	Making Decisions and Solving Problems	Operating Vehicles, Mechanized Devices, or Equipment	Organizing, Planning, and Prioritizing Work	Performing General Physical Activities	Repairing and Maintaining Mechanical Equipment	Resolving Conflicts and Negotiating with Others	Scheduling Work and Activities	Associate Degree / Some college, no degree	Postsecondary non-degree award	High school diploma or equivalent	No formal educational credential	2021 Edition - Georgia Wage Estimates
<b>Apprenticeship</b>																							
Boilermakers	•	•		•		•	•	•	•	•	•	•	•	•	•	•	•			•		\$70,800	40
Carpenters	•		•	•	•	•	•	•	•	•	•	•	•	•	•	•	•			•		\$45,800	1,140
Electricians	•		•	•	•	•	•	•	•	•	•	•	•	•	•	•	•			•		\$57,800	2,070
Glaziers				•		•		•	•	•	•	•	•	•			•			•		\$43,700	100
Insulation Workers, Mechanical		•	•		•	•		•	•	•	•	•	•	•			•			•		\$42,900	70
Millwrights	•		•	•	•	•	•	•	•	•	•	•	•	•	•	•	•			•		\$53,200	170
Plumbers, Pipefitters, and Steamfitters				•	•		•		•	•	•	•	•	•			•			•		\$58,400	1,150
Sheet Metal Workers				•		•	•	•	•		•	•	•	•						•		\$51,900	400
Structural Iron & Steel Workers				•	•	•	•		•	•	•	•	•	•			•			•		\$56,500	240
<b>Long-term on-the-job training</b>																							
Actors 						•		•					•	•					•			\$72,900	340
Automotive Body & Related Repairers	•		•	•		•		•	•	•	•	•	•	•	•	•	•			•		\$53,900	610
Bakers									•	•	•		•							•		\$31,500	890
Bus & Truck Mechanics & Diesel Engine Specialists	•			•		•		•	•		•	•	•	•	•				•			\$51,700	930
Butchers & Meat Cutters			•	•	•	•	•	•	•	•	•		•	•		•	•			•		\$31,000	730
Claims Adjusters, Examiners, & Investigators	•					•	•			•	•		•			•	•			•		\$72,500	1,020
Court, Municipal, & License Clerks	•					•					•		•			•				•		\$38,500	590
Electrical Power-Line Installers & Repairers	•		•	•		•		•	•	•	•		•	•	•			•		•		\$61,400	200
Electrical/Electronics Repairers, Commercial & Industrial			•	•	•	•	•	•	•		•	•	•	•	•				•			\$63,800	410
Farm Equipment Mechanics & Service Technicians	•			•		•		•	•	•	•	•	•	•	•				•			\$42,600	310
Firefighters	•	•	•	•	•	•	•	•	•	•	•	•	•	•	•	•	•			•		\$41,400	960
Heating, AC, & Refrigeration Mechanics & Installers	•		•	•	•	•	•	•	•	•	•	•	•	•	•	•	•			•		\$48,000	1,090
Industrial Machinery Mechanics 	•			•	•	•		•	•	•		•	•	•	•				•			\$55,600	1,560
Machinists				•		•		•	•	•	•		•	•	•				•			\$46,700	990
Maintenance Workers, Machinery				•				•	•		•	•	•	•	•				•			\$51,200	190
Mobile Heavy Equipment Mechanics, Except Engines	•			•		•		•	•	•	•	•	•	•	•				•			\$52,300	610
Molders, Shapers, & Casters, Except Metal & Plastic				•		•		•	•	•	•		•	•					•			\$40,700	140
Opticians, Dispensing	•	•		•	•	•	•	•	•	•	•		•			•	•			•		\$40,700	180
Telecommunications Line Installers & Repairers	•	•		•		•	•	•	•		•	•	•	•	•	•	•			•		\$50,700	250
Water & Wastewater Treatment Plant & Sys Operators	•	•	•	•	•	•	•	•	•	•	•	•	•	•	•	•	•			•		\$44,100	320
<b>Moderate-term on-the-job training</b>																							
Billing & Posting Clerks	•										•		•						•			\$41,300	1,800
Bookkeeping, Accounting, & Auditing Clerks	•						•				•		•			•		•		•		\$44,600	4,470
Cooks, Restaurant	•	•	•	•	•	•	•	•	•	•	•		•	•		•	•			•		\$28,700	7,830
Correctional Officers & Jailers	•	•	•		•	•	•		•	•	•		•	•		•	•			•		\$38,000	1,190
Flight Attendants 	•	•		•		•		•	•	•	•		•	•		•	•			•		\$61,900	1,220

# GEORGIA'S Careers to 2030 by On-the-Job Training

training/preparation typically needed to attain competency in the occupation

<p><b>Apprenticeship</b> - a formal relationship between a worker and a sponsor that consists of a combination of on-the-job training and related occupation-specific instruction</p> <p><b>Long-term on-the-job training</b> - more than 12 months of on-the-job training, or, alternatively, combined work experience and formal classroom instruction</p> <p><b>Moderate-term on-the-job training</b> - more than 1 month, and up to 12 months, of combined on-the-job experience and informal training</p> <p><b>Short-term on-the-job training</b> - 1 month or less of combined on-the-job experience and informal training</p> <p><b>None</b> - no additional occupation-specific training or preparation is typically required</p> <p><b>Hot jobs</b> have faster than state average job growth, above state average wage, and have at least 100 annual openings</p>	Work Activities																Education				Occupational Characteristics			
	Analyzing Data or Information	Assisting and Caring for Others	Coaching and Developing Others	Controlling Machines and Processes	Coordinating the Work and Activities of Others	Developing and Building Teams	Establishing & Maintaining Interpersonal Relationships	Guiding, Directing, and Motivating Subordinates	Handling and Moving Objects	Inspecting Equipment, Structures, or Materials	Judging the Qualities of Objects, Services, or People	Making Decisions and Solving Problems	Operating Vehicles, Mechanized Devices, or Equipment	Organizing, Planning, and Prioritizing Work	Performing General Physical Activities	Repairing and Maintaining Mechanical Equipment	Resolving Conflicts and Negotiating with Others	Scheduling Work and Activities	Associate Degree / Some college, no degree	Postsecondary non-degree award	High school diploma or equivalent	No formal educational credential	2021 Edition - Georgia Wage Estimates	2020-30 Average Annual Openings
<b>Moderate-term on-the-job training Continued</b>																								
Inspectors, Testers, Sorters, Samplers, & Weighers	●			●					●	●	●	●		●	●					●			\$41,700	2,140
Insurance Sales Agents	●						●				●	●		●			●			●			\$66,200	1,720
Maintenance & Repair Workers, General	●			●	●	●		●	●	●	●	●	●	●	●	●	●			●			\$41,600	4,720
Medical Secretaries	●	●			●	●				●	●		●			●	●			●			\$40,300	2,340
Operating Engineers & Other Constr Equip Operators	●	●	●	●	●	●		●	●	●	●	●	●	●	●	●	●			●			\$41,100	1,610
Packaging & Filling Machine Operators & Tenders	●	●	●	●	●	●			●	●	●	●	●	●	●					●			\$37,400	1,200
Pharmacy Technicians	●	●	●		●	●			●	●	●	●		●			●	●		●			\$33,400	1,160
Police & Sheriff's Patrol Officers	●	●	●		●	●	●	●	●	●	●	●	●	●	●	●	●			●			\$50,500	1,940
Production Workers, All Other				●	●	●		●	●	●	●	●	●	●	●					●			\$33,700	1,790
Production, Planning, & Expediting Clerks	●					●					●		●				●			●			\$51,700	1,280
Real Estate Sales Agents	●	●	●		●	●	●			●	●	●	●			●	●			●			\$73,900	1,590
Sales Reps, Wholesale & Mfg, Exc Tech & Sci Products								●	●	●	●	●	●	●	●	●	●			●			\$75,400	5,130
Welders, Cutters, Solderers, & Brazers								●	●					●						●			\$43,300	2,000
<b>Short-term on-the-job training</b>																								
Cashiers		●	●	●	●	●		●		●	●			●		●				●			\$24,000	22,050
Childcare Workers		●			●	●	●			●			●	●		●	●			●			\$22,700	4,090
Customer Service Representatives	●				●	●	●				●		●			●	●			●			\$36,600	14,710
Farmworkers & Laborers, Crop, Nursery, & Greenhouse	●			●	●	●		●	●	●	●	●	●	●	●					●			\$26,100	7,350
Food Preparation Workers		●	●		●	●	●		●	●	●	●	●	●	●	●	●			●			\$25,700	6,610
Heavy & Tractor-Trailer Truck Drivers								●	●		●	●	●	●	●	●							\$50,900	9,140
Industrial Truck & Tractor Operators	●		●	●	●	●		●	●	●	●	●	●	●	●	●	●			●			\$39,600	4,890
Janitors & Cleaners, Exc Maids & Housekeeping Cleaners								●	●				●	●						●			\$27,500	7,860
Laborers & Freight, Stock, & Material Movers, Hand				●		●		●	●	●	●	●	●	●	●					●			\$32,800	19,930
Light Truck or Delivery Services Drivers	●					●		●	●	●	●	●	●	●	●					●			\$41,400	4,510
Office Clerks, General						●					●		●				●			●			\$36,700	8,410
Retail Salespersons		●				●		●		●	●		●	●		●				●			\$29,600	21,750
Secretaries & Admin Assistants, Exc Legal, Med, & Exec		●				●					●		●				●			●			\$36,400	6,630
Security Guards	●	●	●		●	●	●		●	●	●	●	●	●	●	●	●			●			\$32,400	4,600
Waiters & Waitresses		●			●	●	●		●	●	●	●	●	●	●	●	●			●			\$23,900	16,350
<b>None typically required</b>																								
Farmers, Ranchers, & Other Agricultural Managers	●		●	●	●	●	●	●	●	●	●	●	●	●	●	●	●			●			\$64,400	4,910
Medical Assistants	●	●	●	●		●	●	●	●	●	●	●		●	●	●	●		●				\$36,900	4,370
Supervisors of Food Preparation & Serving Workers		●	●	●	●	●	●	●	●	●	●	●	●	●	●	●	●			●			\$36,200	6,330
Supervisors of Office & Administrative Support Workers	●	●	●		●	●	●		●	●	●		●			●	●			●			\$60,300	4,790
Supervisors of Retail Sales Workers	●		●		●	●	●			●	●		●			●	●			●			\$47,100	5,200

Note: This workforce product was funded by a grant awarded by the U.S. Department of Labor's Employment and Training Administration. The product was created by the Georgia Department of Labor and does not necessarily reflect the official position of the U.S. Department of Labor. This product is copyrighted by the institution that created it. Internal use by an organization and/or personal use by an individual for non-commercial purposes is permissible. All other uses require the prior authorization of the copyright owner.

<https://explorer.gdol.ga.gov/gsipub/index.asp?docid=356>

For more information, contact Workforce Statistics Division at (404) 232-3875 or at workforce\_info@gdol.ga.gov