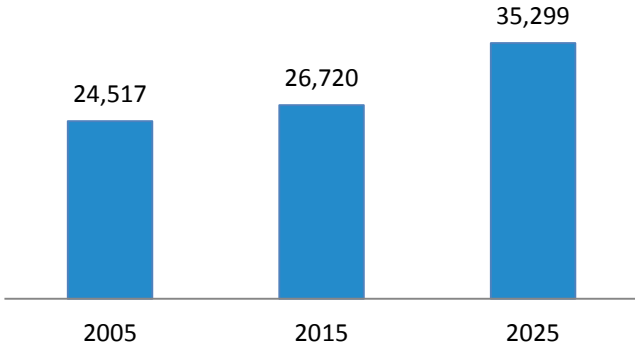
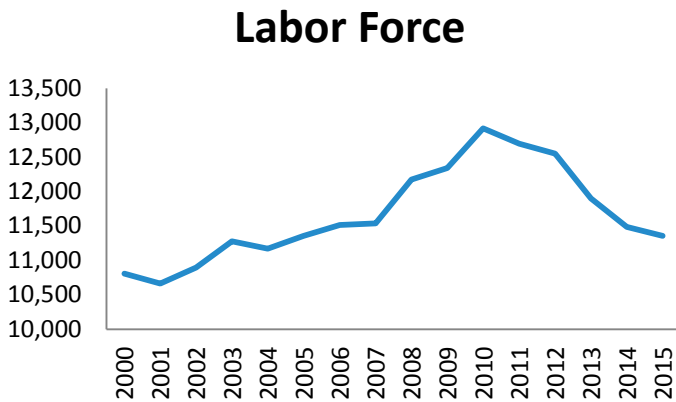


Population



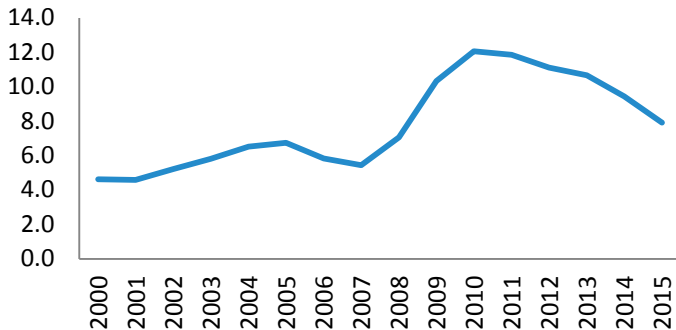
Peach County's population is projected to grow 32% between 2015 and 2025.*

Labor Force



Current 2016 Labor Force Estimate: 11,498 **

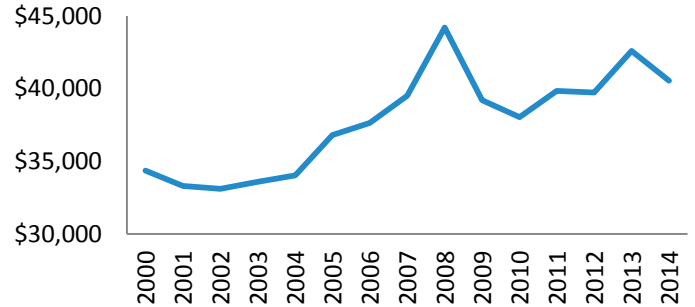
Unemployment Rate



Current 2016 Unemployment Rate: 6.8%**

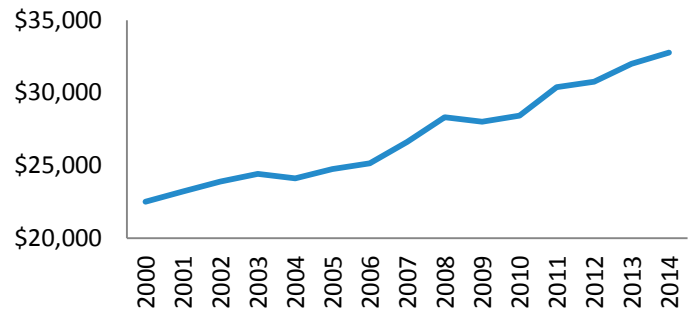
Income

Median Household Income



Median household income is projected to grow 9% between 2016-2021. ***

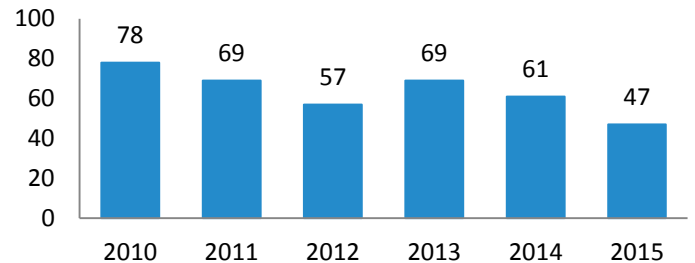
Per Capita Income



Per capita income has grown 23% since 2007. ****

Housing Permits

Buildings



Home Values

Home values are projected to grow 32% between 2016-2021. ***

Sources: US Census Bureau & GA Governor's Office of Planning and Budget*, US Bureau of Labor Statistics**, ESRI Business Analyst***, US Bureau of Economic Analysis****, US Census Bureau